



Bench drilling



Bench drilling

Page

R32 (1 1/4").....33

T35(1 3/8")35

T38 (1 1/2")36

T45 (1 3/4").....38

T51 (2").....40

Sandvik GT6042

Bench drilling

R32 (1 1/4")

Bits	Flushinghole, mm		Buttons, mm		Angle	Dimensions D		Bit Classification	Part No.
	Front No Size	Gauge No Size	Front No Size	Gauge No Size		mm	in		
Button bit									
	3x6	1x6	3x9	6x10	35°	51	2"	HMCA	7733-1651A-S48
	3x6	1x6	3x9	6x10	35°	51	2"	MSCAN	7733-1651A-R48
	3x6	1x6	3x10	6x11	35°	57	2 1/4"	HMCA	7733-1657A-S48
	3x7	–	3x11	6x12	30°	64	2 1/2"	HMCVA	7733-1664-S48
Button bit, Retrac									
	3x6	–	3x9	6x10	35°	51	2"	HMCFA	7733-4651-S48
	3x6	–	3x9	6x10	35°	51	2"	MSCFAN	7733-4651-R48
	3x8	–	3x11	6x12	30°	64	2 1/2"	HMCFVA	7733-4664-S48
Cross bit									
	1x5	2x7.5	–	–	–	51	2"	HMCFA	7733-1451-42
Guide bit									
	3x6	–	3x8	6x10	40°	51	2"	–	7733-8251-R48

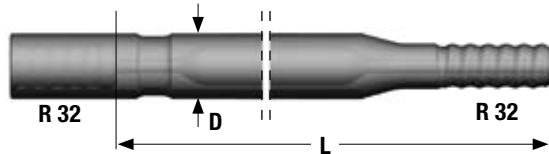
R32 (1 1/4")

Bench drilling

R32 (1 1/4")


Rods	Dimensions D						Part No.
	Bit dia. mm	L mm	ft	in	D mm	in	

Guide tube

	51-64	3050	10'	-	46	1 3/4"	7953-4631-20
--	-------	------	-----	---	----	--------	--------------

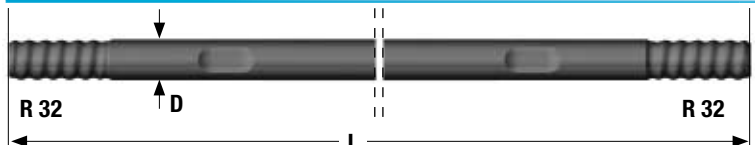
Female end \varnothing 46 mm

MF-rod, R32 - round 32 - R32

	3050	10'	-	32	1 1/4"	7853-5131-20
	3660	12'	-	32	1 1/4"	7853-5137-20

Flushing hole \varnothing 9.2 mm. Wrench flat 25.4 mm. Female end \varnothing 45 mm

Extension rod, R32 - round 32 - R32

	3050	10'	-	32	1 1/4"	7853-3331-30
	3660	12'	-	32	1 1/4"	7853-3337-30

Flushing hole \varnothing 11.7 mm. Wrench flat 25.4 mm

Coupling sleeve R32

	150	-	5 29/32"	44	1 47/64"	7993-3644
--	-----	---	----------	----	----------	-----------

R32 (1 1/4")

Bench drilling

T35 (1 3/8")

Bits	Flushinghole, mm		Buttons, mm		Angle	Dimensions D		Bit Classification	Part No.
	Front No Size	Gauge No Size	Front No Size	Gauge No Size		mm	in		

Button bit, regular skirt									
---------------------------	--	--	--	--	--	--	--	--	--



3x6	1x6	3x9	6x10	35°	64	2 1/2"	HMCFVAN	7517-1654A-S48
-----	-----	-----	------	-----	----	--------	---------	----------------

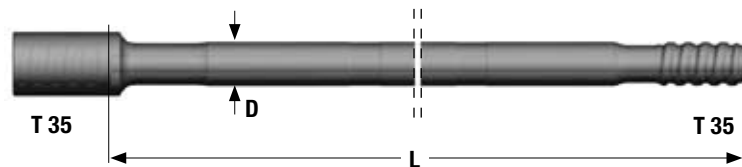
Button bit, Retrac T35									
------------------------	--	--	--	--	--	--	--	--	--



3x6	-	3x9	6x10	35°	54	2 1/6"	MSCFAN	7517-4654-R48
3x7	-	3x10	6x11	35°	57	2 1/4"	MSCFAN	7517-4657-R48

Rods	Dimensions D					Part No.
	L			D		
	mm	ft	in	mm	in	

MF-rod, T35 - Round 39 - T35						
------------------------------	--	--	--	--	--	--



3050	10'	-	39	1 1/2"	7327-4731-20
3660	12'	-	39	1 1/2"	7327-4737-20
4265	14'	-	39	1 1/2"	7327-4743-20

Female end Ø 45 mm. Flushing hole Ø 14,5 mm

T35 (1 3/8")

Bench drilling

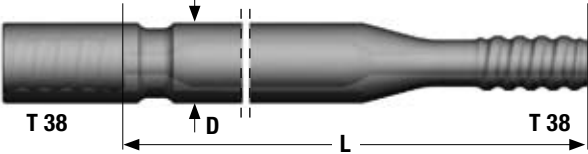

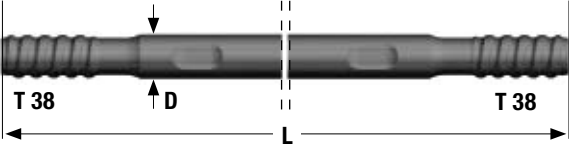
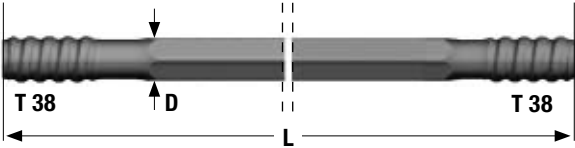

T38 (1 1/2")

Bits	Flushinghole, mm		Buttons, mm		Angle	Dimensions D		Bit Classification	Part No.
	Front No Size	Gauge No Size	Front No Size	Gauge No Size		mm	in		
Button bit, regular skirt									
	3x8	–	3x11	6x12	30°	64	2 1/2"	HMCVAN	7514-1664-S48
	3x8	–	3x11	6x12	35°	64	2 1/2"	MSCAN	7514-1664-R48
	4x8	–	5x9	8x10	35°	64	2 1/2"	MSCAN	7514-1864-R48
	4x8	–	5x10	8x11	30°	70	2 3/4"	HMCVAN	7514-1870-S48
	4x8	–	5x11	8x12	35°	76	3"	HMCVAN	7514-1876-S48
	4x8	–	5x11	8x11	40°	76	3"	MSCAN	7514-1876-R48
	4x9	–	5x12	8x12	35°	89	3 1/2"	HMCVAN	7514-1889-S48
Button bit, Retrac									
	3x8	–	3x11	6x12	30°	64	2 1/2"	HMCFVAN	7514-4664-S48
	3x8	–	3x11	6x12	35°	64	2 1/2"	MSCFAN	7514-4664-R48
	4x8	–	5x9	8x10	35°	64	2 1/2"	MSCFAN	7514-4864-R48
	4x8	–	5x10	8x11	30°	70	2 3/4"	HMCFVAN	7514-4870-S48
	4x8	–	5x11	8x12	35°	76	3"	HMCFVAN	7514-4876-S48
	4x8	–	5x11	8x11	40°	76	3"	MSCFAN	7514-4876-R48
X bit									
	1x7.5	2x7.5	–	–	–	64	2 1/2"	–	7514-4064-11
	1x7.5	2x7.5	–	–	–	76	3"	–	7514-4076A-11
Guide bit									
	3x8	1x8	4x9	6x11	35°	64	2 1/2"	MSCFAN	7514-8264-R48

T38 (1 1/2")

Bench drilling

T38 (1 1/2")

Rods	Dimensions D						Part No.
	Bit dia. mm	L mm	ft	in	D mm	in	
Guide tube	64-76	3660	12'	–	56	2 13/64"	7955-5637-20
							
<i>Female end OD 56 mm</i>							
MF-rod, T38 - round 39 - T38							
							
	3050	10'	–		39	1 1/2"	7324-4731-70
	3660	12'	–		39	1 1/2"	7324-4737-70
	4265	14'	–		39	1 1/2"	7324-4743-70
<i>Flushing hole Ø 14.5 mm. Female end OD 56 mm</i>							
Extension rod, T38 - round 39 - T38							
							
	3050	10'	–		39	1 1/2"	7324-4331C-30
	3660	12'	–		39	1 1/2"	7324-4337C-30
<i>Flushing hole Ø 14.5 mm. Wrench flat 32 mm</i>							
Light extension rod, T38 - Hex 32 - T38							
							
	3050	10'	–		32	1 1/4"	7324-6931-20
<i>Flushing hole Ø 9.6 mm</i>							
Coupling sleeve T38							
							
	191	–	7 1/2"		55	2 5/32"	7314-3355

T38 (1 1/2")


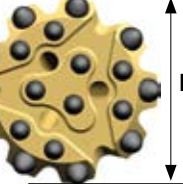
Bench drilling

T45 (1 3/4")

Bits	Flushinghole, mm		Buttons, mm		Angle	Dimensions D		Bit Classification	Part No.
	Front No Size	Gauge No Size	Front No Size	Gauge No Size		mm	in		


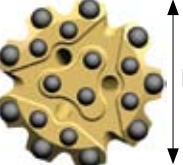
Button bit, regular skirt

		4x8	–	5x10	8x11	30°	70	2 3/4"	HMCVAN	7515-1870-S48
		4x8	–	5x11	8x12	35°	76	3"	HMCVAN	7515-1876-S48
		4x8	–	5x11	8x12	35°	76	3"	MSCAN	7515-1876-R48
		4x9	–	5x13	8x13	35°	89	3 1/2"	HMCVAN	7515-1889-S48
		4x9	–	5x13	8x13	40°	89	3 1/2"	HMCAN	7515-1889-R48



		3x10	–	9x11	9x13	35°	102	4"	HMCVAN	7515-1902-S48
		3x10	–	9x11	9x13	40°	102	4"	MSCAN	7515-1902-R48

Button bit, Retrac

		4x8	–	5x10	8x11	35°	70	2 3/4"	MSCFAN	7515-4870-R48
		4x8	–	5x11	8x12	35°	76	3"	HMCVFAN	7515-4876-S48
		4x8	–	5x11	8x12	35°	76	3"	MSCFAN	7515-4876-R48
		4x9	–	5x13	8x13	35°	89	3 1/2"	HMCVFAN	7515-4889-S48
		4x9	–	5x13	8x13	40°	89	3 1/2"	MSCFAN	7515-4889-R48

		3x10	–	9x11	9x13	35°	102	4"	HMCVFAN	7515-4902-S48
		3x10	–	9x11	9x13	40°	102	4"	MSCFAN	7515-4902-R48

Guide bit

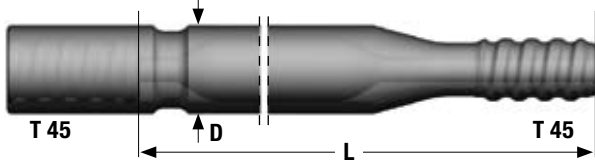
		4x8	–	6x10	8x11	35°	76	3"	MSCFAN	7515-8276-R48
		4x10	–	6x11	8x12	40°	89	3 1/2"	MSCFAN	7515-8289-R48

Bench drilling

T45 (1 3/4")

Rods	Dimensions D					Part No.
	Bit dia. mm	L mm	ft	in	D mm	

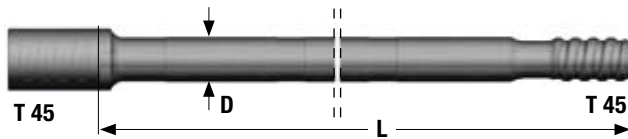
Guide tube



76-89	3660	12'	–	63	2 1/2"	7956-6337-70
89-102	3660	12'	–	76	3"	7956-7637-70

Female end \varnothing 63 mm / 76 mm

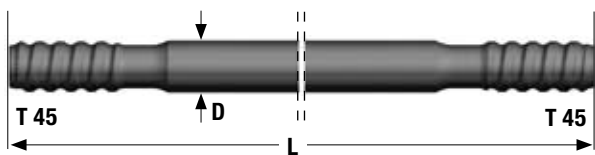
MF-rod, T45 - round 46 - T45



3050	10'	–	46	1 3/4"	7325-7731-70
3660	12'	–	46	1 3/4"	7325-7737-70
4265	14'	–	46	1 3/4"	7325-7743-70
6095	20'	–	46	1 3/4"	7325-7761-70

Flushing hole \varnothing 17 mm. Female end \varnothing 63 mm


Extension rod, T45 - round 46 - T45



3050	10'	–	46	1 3/4"	7325-7331C-30
3660	12'	–	46	1 3/4"	7325-7337C-30
4265	14'	–	46	1 3/4"	7325-7343C-30

Flushing hole \varnothing 17 mm

Coupling sleeve T45



210	–	8 1/8"	63	2 31/64"	7315-3663
-----	---	--------	----	----------	-----------

T45 (1 3/4")

Bench drilling

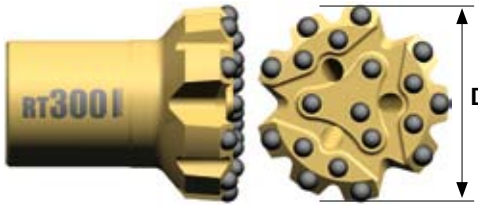
T51 (2")

Bits	Flushinghole, mm		Buttons, mm		Angle	Dimensions D		Bit Classification	Part No.
	Front No Size	Gauge No Size	Front No Size	Gauge No Size		mm	in		

Button bit, regular skirt



4x10	–	5x13	8x13	35°	89	3 1/2"	HMCVAN	7516-1889-S48
4x10	–	5x13	8x13	40°	89	3 1/2"	MSCAN	7516-1889-R48




3x13	–	9x11	9x13	40°	102	4"	MSCAN	7516-1902-R48
3x13	–	9x11	9x13	35°	102	4"	HMCVAN	7516-1902-S48
3x14	–	10x12	9x14	35°	115	4 1/2"	HMCVAN	7516-1915-S48
3x14	–	10x13	9x14	35°	127	5"	HMCVAN	7516-1927-S48

Button bit, Retrac



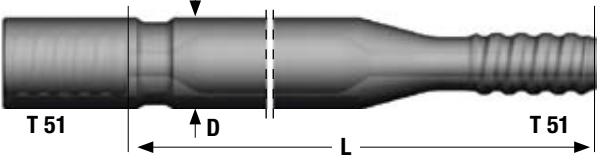

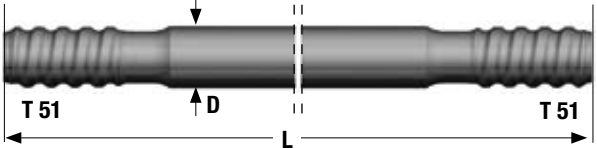

4x10	–	5x13	8x13	35°	89	3 1/2"	HMCFVAN	7516-4889-S48
4x10	–	5x13	8x13	40°	89	3 1/2"	MSCFAN	7516-4889-R48



3x13	–	9x11	9x13	40°	102	4"	MSCFAN	7516-4902-R48
3x13	–	9x11	9x13	35°	102	4"	HMCFVAN	7516-4902-S48
3x14	–	10x12	9x14	40°	115	4 1/2"	HMCFVAN	7516-4915-R48
3x14	–	10x12	9x14	35°	115	4 1/2"	HMCFVAN	7516-4915-S48
3x14	–	10x13	9x14	35°	127	5"	HMCFVAN	7516-4927-S48

Bench drilling

T51 (2")

Rods	Dimensions D						Part No.
	Bit dia. mm	L mm	ft	in	D mm	in	
Guide tube							
 <p>Female end \varnothing 76 / 87 mm</p>	89-102	3660	12'	–	76	3"	7957-7637-70
	102-127	3660	12'	–	87	3 1/2"	7957-8737-70
MF-rod, T51 - round 52 - T51							
 <p>Flushing hole \varnothing 21.5 mm. Female end \varnothing 71 mm</p>	3660	12'	–	52	2"	7326-5537-70	
	4265	14'	–	52	2"	7326-5543-70	
	6095	20'	–	52	2"	7326-5561-70	
Extension rod, T51 - round 52 - T51							
 <p>Flushing hole \varnothing 21.5 mm</p>	3660	12'	–	52	2"	7326-5337C-30	
	4265	14'	–	52	2"	7326-5343C-30	
	6095	20'	–	52	2"	7326-5361C-30	
Coupling sleeve T51							
	225	–	8 7/8"	71	2 51/64"	7316-3671	
	225	–	8 7/8"	76	3"	7316-3676	

T51 (2")

Bench drilling

Sandvik GT60

Bits	Flushinghole, mm		Buttons, mm		Angle	Dimensions D		Bit Classification	Part No.
	Front No Size	Gauge No Size	Front No Size	Gauge No Size		mm	in		

Button bit, regular skirt



4x11	–	6x12	8x14	35°	92	3 5/8"	HMSCVA	7620-1892-S48
4x11	–	6x12	8x14	35°	96	3 3/4"	HMSCVA	7620-1896-S48

GT60



3x14	–	9x11	9x13	35°	102	4"	HMSCVA	7620-1902-S48
3x14	–	10x12	9x14	40°	115	4 1/2"	MSCAN	7620-1915-R48
3x14	–	10x12	9x14	35°	115	4 1/2"	HMSCVA	7620-1915-S48
3x14	–	10x14	9x16	35°	127	5"	HMSCVA	7620-1927-S48
3x14	–	10x14	9x16	35°	140	5 1/2"	HMSCVA	7620-1940-S48
3x14	–	12x14	9x16	35°	152	6"	HMSCVA	7620-1952-S48

Button bit, Retrac



3x14	–	9x11	9x13	35°	102	4"	HMSCFVA	7620-4902-S48
3x14	–	9x11	9x13	40°	102	4"	MSCFAN	7620-4902-R48
3x14	–	10x12	9x14	40°	115	4 1/2"	MSCFAN	7620-4915-R48
3x14	–	10x12	9x14	35°	115	4 1/2"	HMSCFVA	7620-4915-S48
3x14	–	10x14	9x16	35°	127	5"	HMSCFVA	7620-4927-S48
3x14	–	10x14	9x16	35°	140	5 1/2"	HMSCFVA	7620-4940-S48
3x14	–	12x14	9x16	35°	152	6"	HMSCFVA	7620-4952-S48



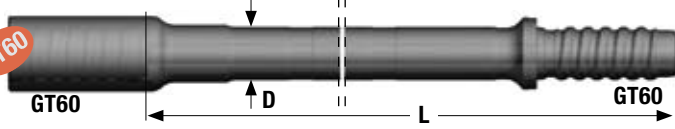

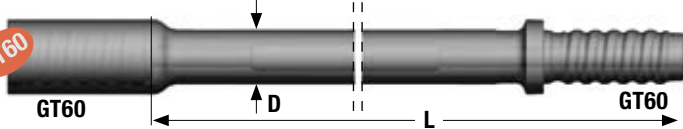
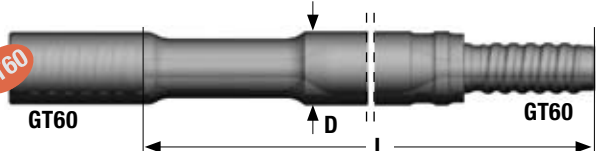
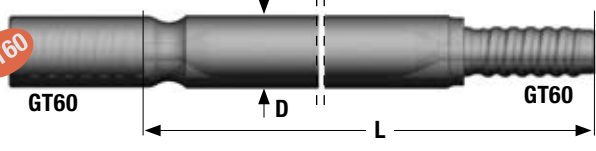
2x14	–	9x12	9x12	40°	92	3 5/8"	MSCFAN	7620-8792-R48
2x14	–	9x12	9x12	40°	96	3 3/4"	MSCFAN	7620-8796-R48
2x14	–	10x12	9x13	40°	102	4"	MSCFAN	7620-8702-R48



3x13	–	6x13	9x16	35°	115	4 1/2"	HMCFVA	7620-8115-S48
------	---	------	------	-----	-----	--------	--------	----------------------

Bench drilling

Sandvik GT60

Rods	Dimensions D					Part No.
	L mm	ft	in	D mm	in	
MF-rod, GT60 - Round 60 (64) - GT60. For bits from 96 mm.						
 <p>Female end Ø 85 mm. Flushing hole Ø 22,5 mm</p>	3660	12'	-	60	2 3/8"	7610-1137-70
	4265	14'	-	60	2 3/8"	7610-1143-70
	6095	20'	-	60	2 3/8"	7610-1161-70
 <p>Female end Ø 85 mm. Flushing hole Ø 25 mm</p>	4265	14'	-	64	2 1/2"	7610-1243-70
	MF-rod, GT60 - Round 60 - GT60. For 92-115 mm bits.					
 <p>Female end Ø 82 mm. Flushing hole Ø 22,5 mm</p>	4265	14'	-	60	2 3/8"	7610-1443-70
	Pilot tube					
 <p>Female end Ø 85 mm (82 mm on 76 mm tubes)</p>	4265	14'	-	87	3 1/2"	7640-8743-70
	5335	17'	6"	76	3"	7640-7653-70
Drill tube						
 <p>Always use with tube shank adapter 7600-6030-01 (HL1500, 1560) or 7600-6031-01 (HL1000, 1010)</p>	4265	14'	-	87	3 1/2"	7660-8743-71